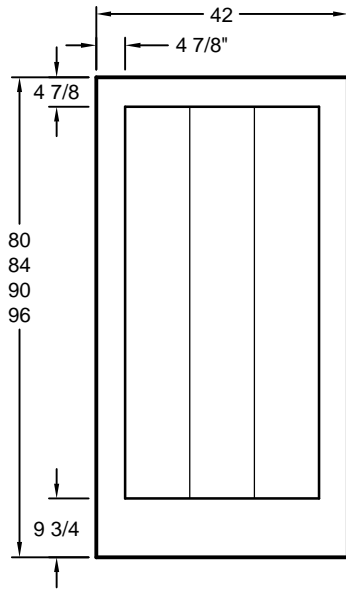




ALL DIMENSIONS BEFORE SIZING
ALL STILE & RAIL DIMENSIONS TYPICAL




RW-1
3/6



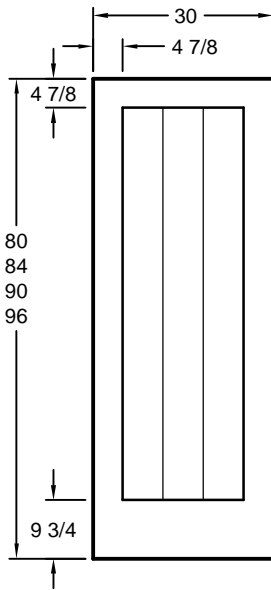
RW-1
3/0



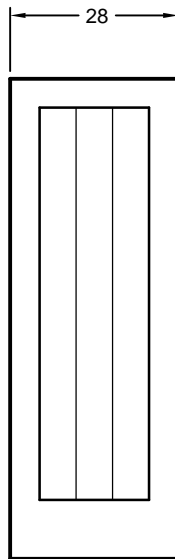
RW-1
2/10




RW-1
2/8



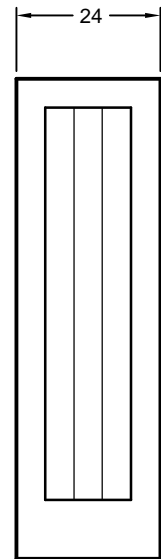
RW-1
2/6



RW-1
2/4



RW-1
2/2



RW-1
2/0



LIBERTY VALLEY DOORS
INCORPORATED
P.O. BOX 176, COTATI, CA 94931
TEL. (707) 795-8040
FAX (707) 795-9258

REDISCOVERED WOOD DOORS
1 Panel
6' 8" Drawn

Date: 10/06/05

Revisions



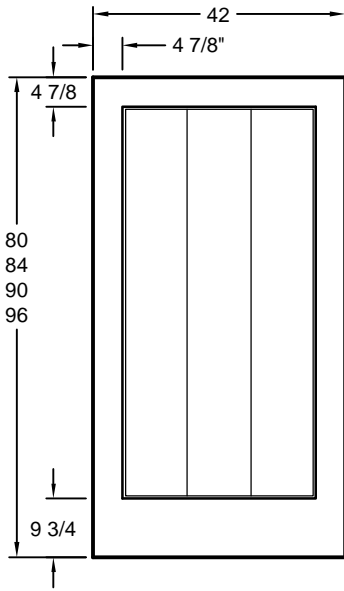
Scale: 3/8" = 1'

Drawn By:
Dan Hatfield


RWD Page #

01

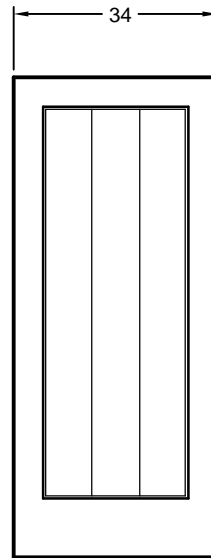
ALL DIMENSIONS BEFORE SIZING
 ALL STILE & RAIL DIMENSIONS TYPICAL



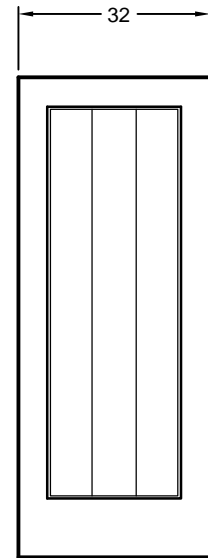
RW-1
3/6



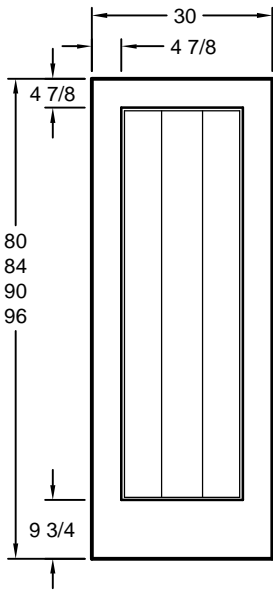
RW-1
3/0




RW-1
2/10



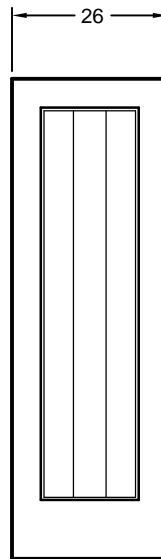
RW-1
2/8



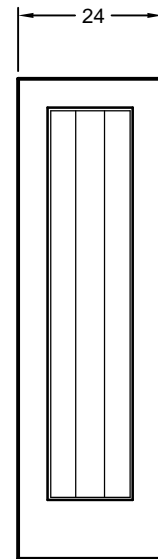
RW-1
2/6



RW-1
2/4



RW-1
2/2



RW-1
2/0

SHOWN WITH OPTIONAL RECESSED MOULDING



LIBERTY VALLEY DOORS
 INCORPORATED
 P.O. BOX 176, COTATI, CA 94931
 TEL. (707) 795-8040
 FAX (707) 795-9258

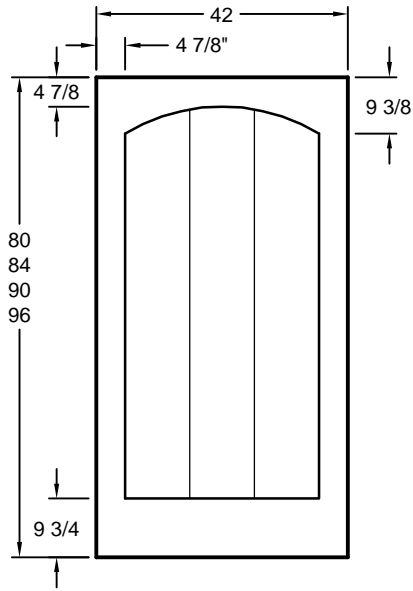
REDISCOVERED WOOD DOORS
 1 Panel
 6' 8" Drawn

Date: 10/06/05
Revisions
△
△

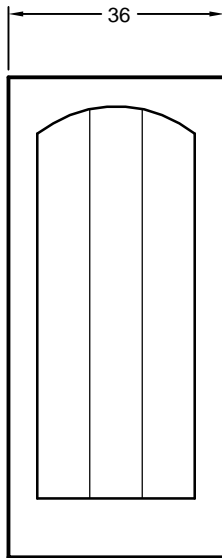
Scale: 3/8" = 1'
 Drawn By:
 Dan Hatfield

RWD Page #
 02


ALL DIMENSIONS BEFORE SIZING
ALL STILE & RAIL DIMENSIONS TYPICAL




RW-1-ISA
3/6



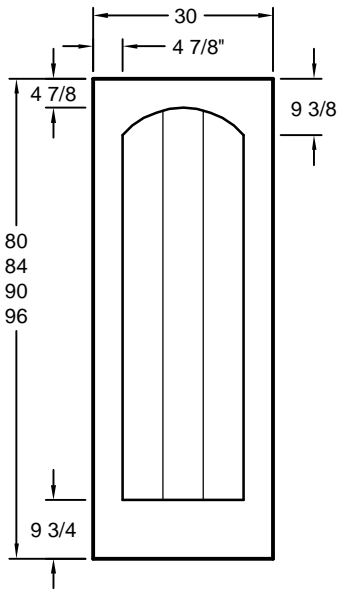
RW-1-ISA
3/0




RW-1-ISA
2/10



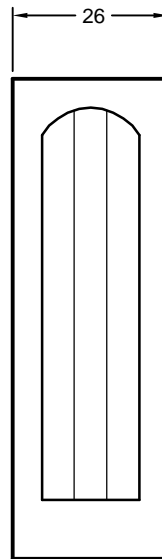
RW-1-ISA
2/8



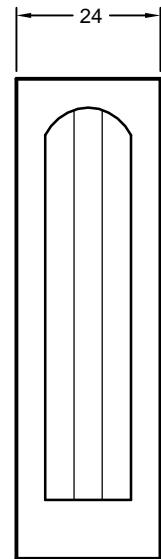
RW-1-ISA
2/6



RW-1-ISA
2/4



RW-1-ISA
2/2



RW-1-ISA
2/0



LIBERTY VALLEY DOORS
INCORPORATED
P.O. BOX 176, COTATI, CA 94931
TEL. (707) 795-8040
FAX (707) 795-9258

REDISCOVERED WOOD DOORS
1 Panel Inside Segment Arch
6' 8" Drawn

Date: 10/06/05

Revisions



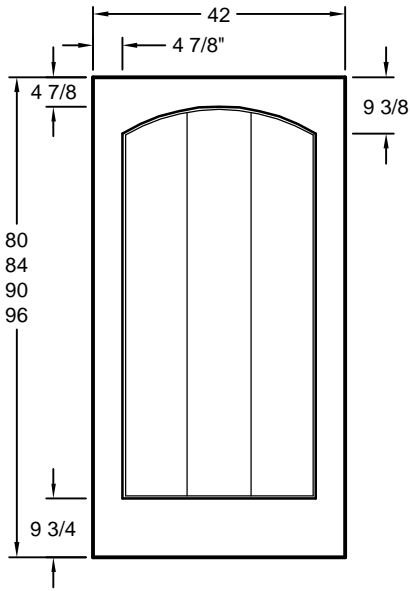
Scale: 3/8" = 1'

Drawn By:
Dan Hatfield


RWD Page #

03

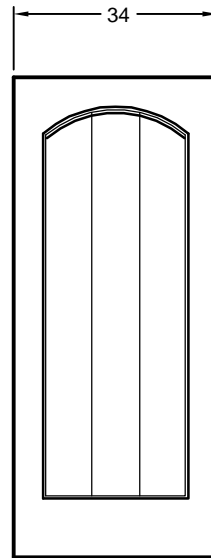
ALL DIMENSIONS BEFORE SIZING
ALL STILE & RAIL DIMENSIONS TYPICAL



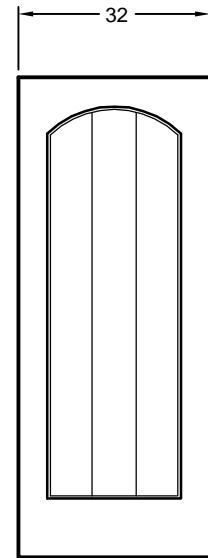
RW-1-ISA
3/6



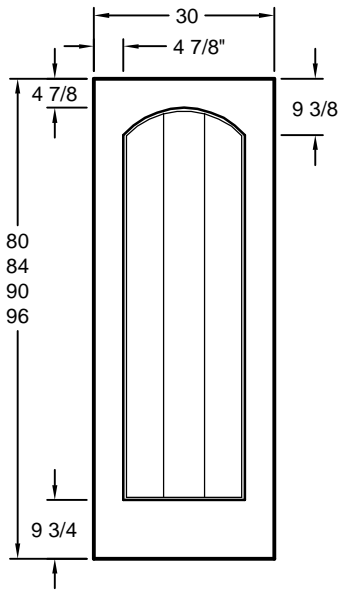
RW-1-ISA
3/0




RW-1-ISA
2/10



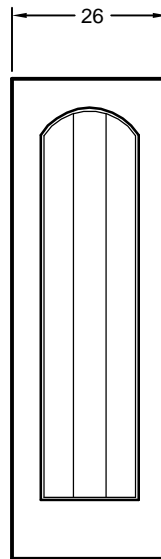
RW-1-ISA
2/8



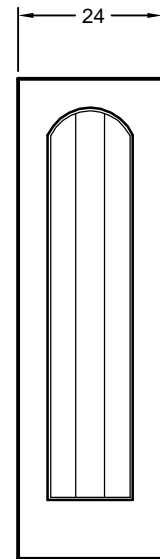
RW-1-ISA
2/6



RW-1-ISA
2/4



RW-1-ISA
2/2



RW-1-ISA
2/0

SHOWN WITH OPTIONAL RECESSED MOULDING



LIBERTY VALLEY DOORS
INCORPORATED
P.O. BOX 176, COTATI, CA 94931
TEL. (707) 795-8040
FAX (707) 795-9258

REDISCOVERED WOOD DOORS
1 Panel Inside Segment Arch
6' 8" Drawn

Date: 10/06/05

Revisions



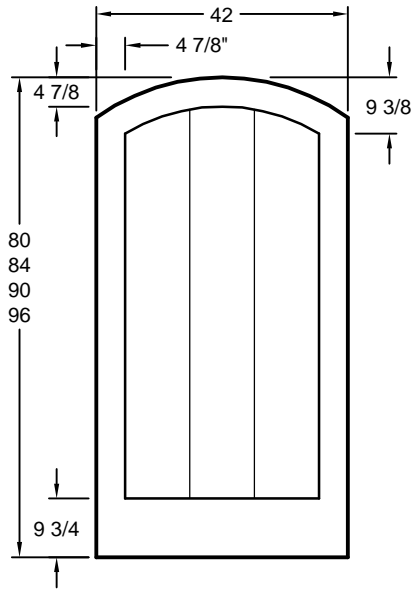
Scale: 3/8" = 1'

Drawn By:
Dan Hatfield

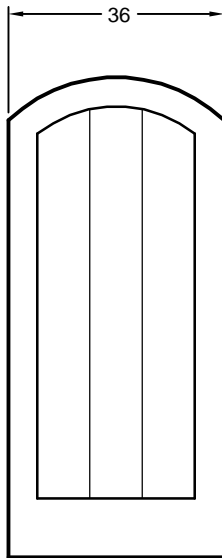
RWD Page #

04


ALL DIMENSIONS BEFORE SIZING
ALL STILE & RAIL DIMENSIONS TYPICAL




RW-1-SA
3/6



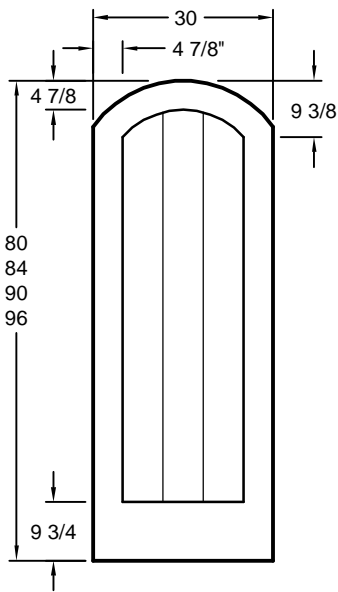
RW-1-SA
3/0




RW-1-SA
2/10



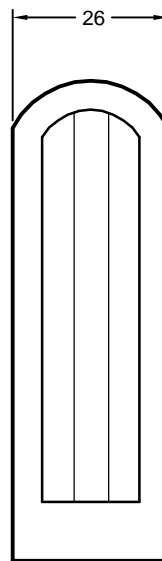
RW-1-SA
2/8



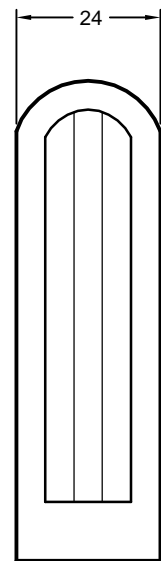
RW-1-SA
2/6



RW-1-SA
2/4



RW-1-SA
2/2



RW-1-SA
2/0



LIBERTY VALLEY DOORS
INCORPORATED
P.O. BOX 176, COTATI, CA 94931
TEL. (707) 795-8040
FAX (707) 795-9258

REDISCOVERED WOOD DOORS
1 Panel Segment Arch
6' 8" Drawn

Date: 10/06/05

Revisions



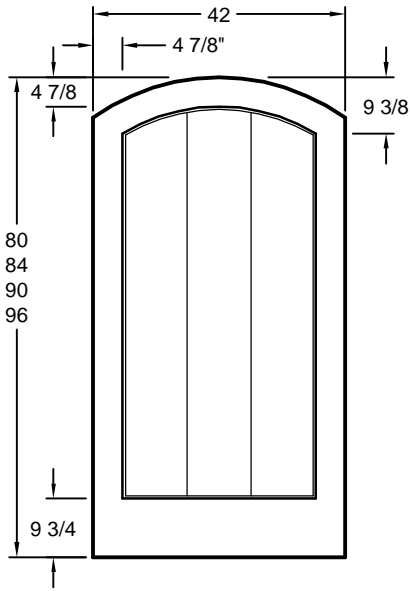
Scale: 3/8" = 1'

Drawn By:
Dan Hatfield


RWD Page #

05

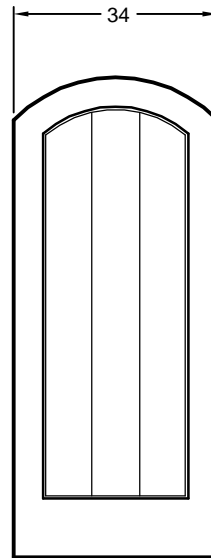
ALL DIMENSIONS BEFORE SIZING
ALL STILE & RAIL DIMENSIONS TYPICAL



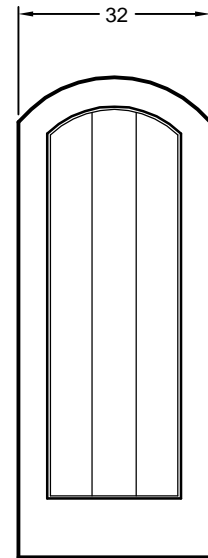
RW-1-SA
3/6



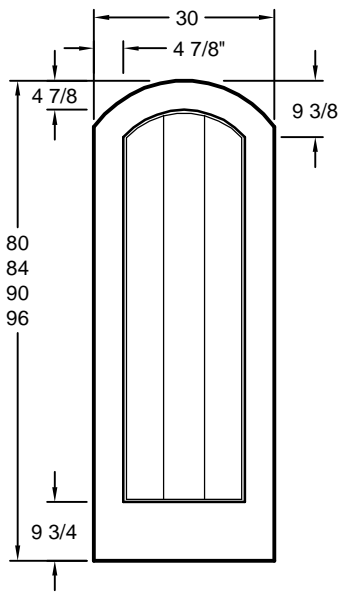
RW-1-SA
3/0




RW-1-SA
2/10



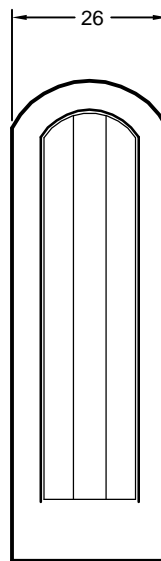
RW-1-SA
2/8



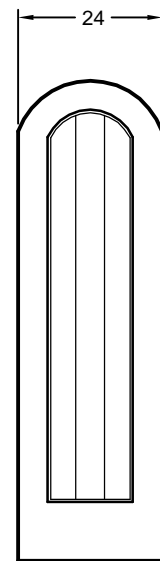
RW-1-SA
2/6



RW-1-SA
2/4



RW-1-SA
2/2



RW-1-SA
2/0

SHOWN WITH OPTIONAL RECESSED MOULDING



LIBERTY VALLEY DOORS
INCORPORATED
P.O. BOX 176, COTATI, CA 94931
TEL. (707) 795-8040
FAX (707) 795-9258

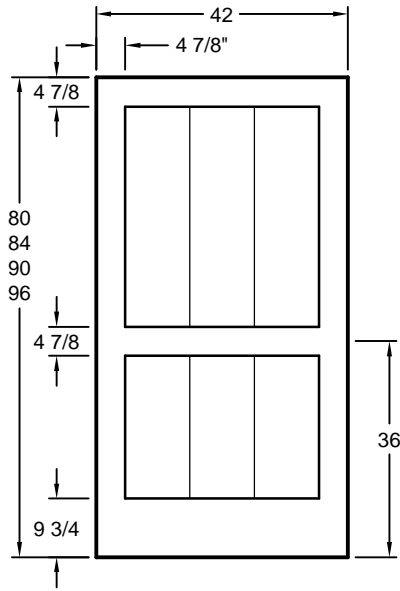
REDISCOVERED WOOD DOORS
1 Panel Segment Arch
6' 8" Drawn

Date: 10/06/05
Revisions
△
△

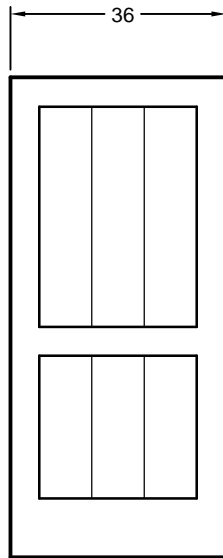
Scale: 3/8" = 1'
Drawn By:
Dan Hatfield

RWD Page #
06

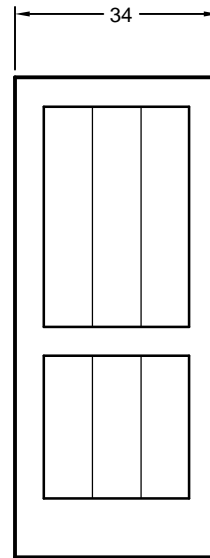
ALL DIMENSIONS BEFORE SIZING
ALL STILE & RAIL DIMENSIONS TYPICAL



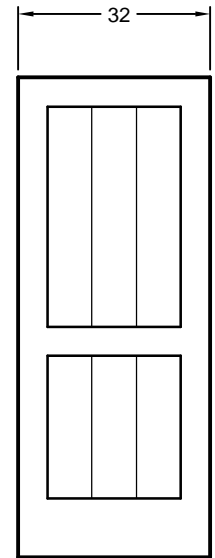
RW-2
3/6



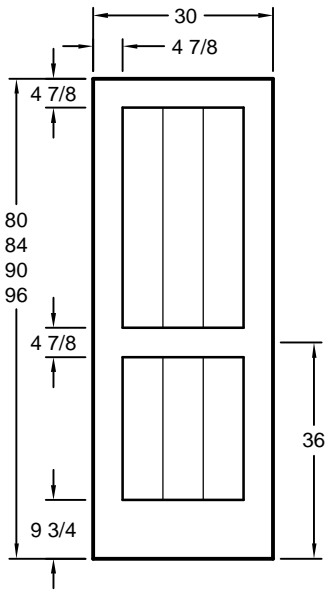
RW-2
3/0



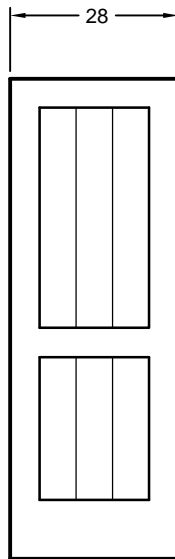
RW-2
2/10



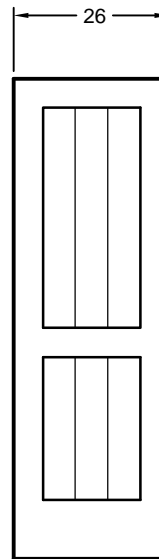
RW-2
2/8



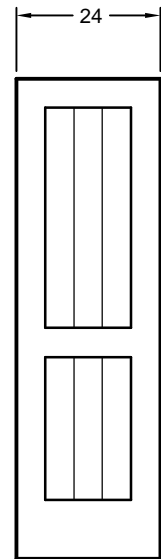
RW-2
2/6



RW-2
2/4



RW-2
2/2



RW-2
2/0



LIBERTY VALLEY DOORS
INCORPORATED
P.O. BOX 176, COTATI, CA 94931
TEL. (707) 795-8040
FAX (707) 795-9258

REDISCOVERED WOOD DOORS
2 Panel
6' 8" Drawn

Date: 10/06/05

Revisions



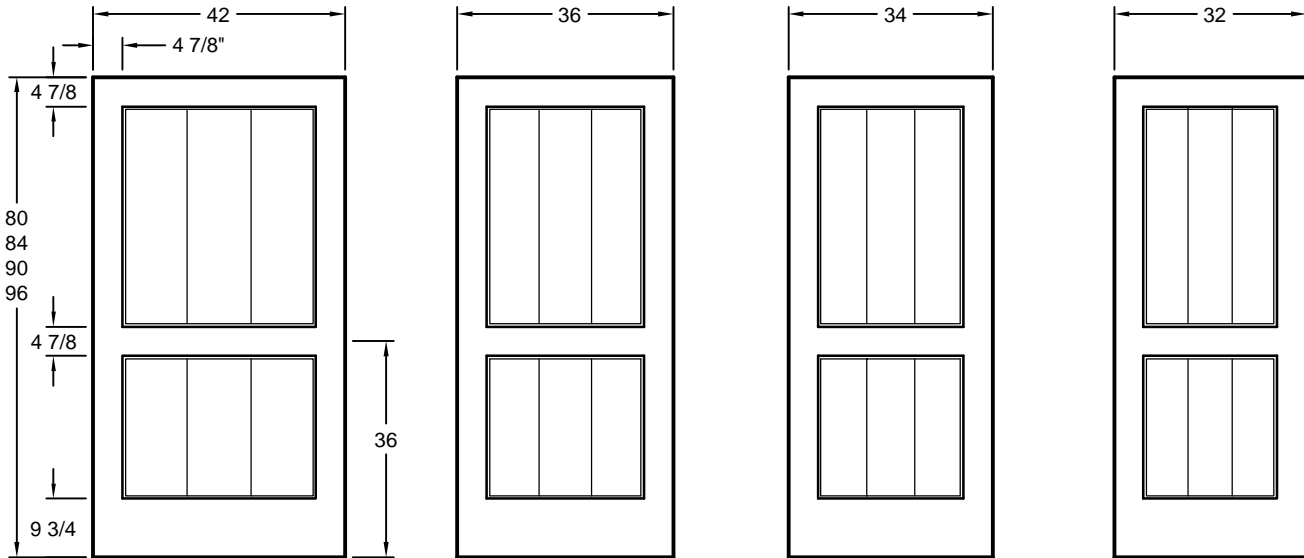
Scale: 3/8" = 1'

Drawn By:
Dan Hatfield

RWD Page #

07

ALL DIMENSIONS BEFORE SIZING
 ALL STILE & RAIL DIMENSIONS TYPICAL

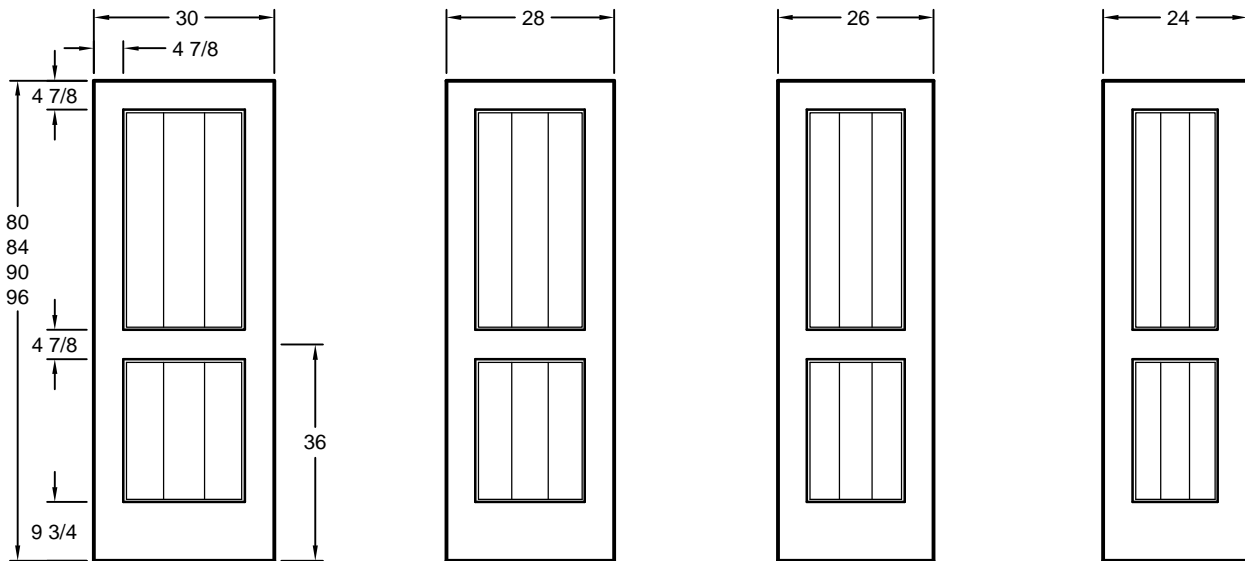


RW-2
 3/6

RW-2
 3/0

RW-2
 2/10

RW-2
 2/8



RW-2
 2/6

RW-2
 2/4

RW-2
 2/2

RW-2
 2/0

SHOWN WITH OPTIONAL RECESSED MOULDING



LIBERTY VALLEY DOORS
 INCORPORATED
 P.O. BOX 176, COTATI, CA 94931
 TEL. (707) 795-8040
 FAX (707) 795-9258

REDISCOVERED WOOD DOORS
 2 Panel
 6' 8" Drawn

Date: 10/06/05

Revisions



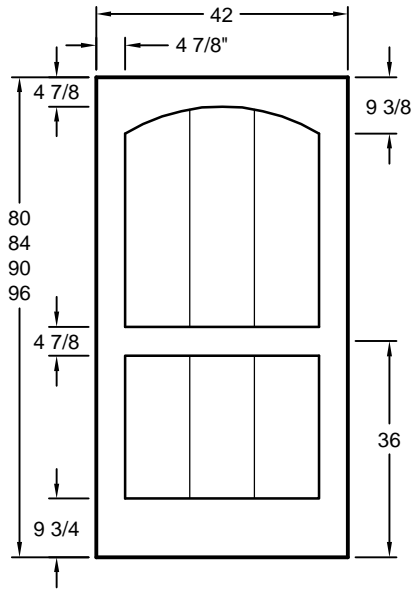
Scale: 3/8" = 1'

Drawn By:
 Dan Hatfield

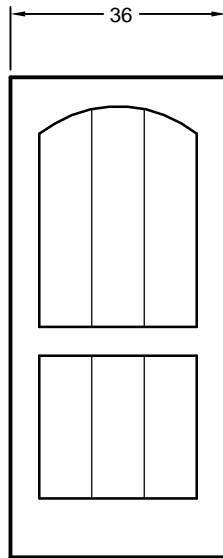
RWD Page #

08

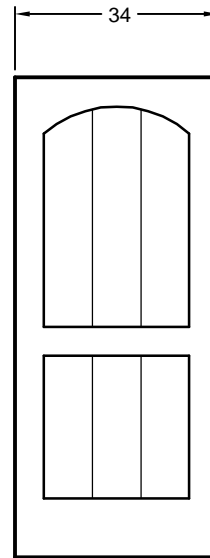
ALL DIMENSIONS BEFORE SIZING
ALL STILE & RAIL DIMENSIONS TYPICAL



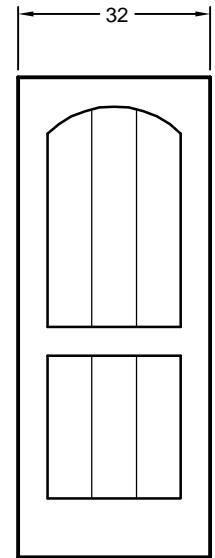
RW-2-ISA
3/6



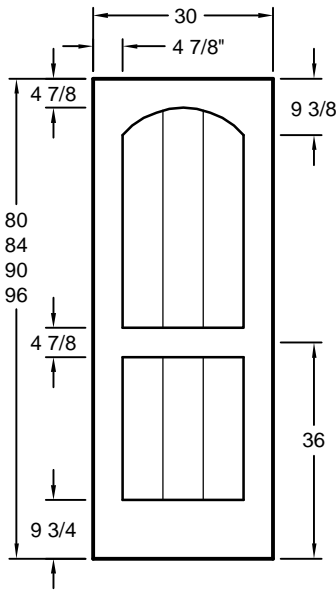
RW-2-ISA
3/0



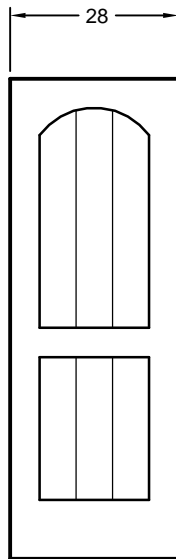
RW-2-ISA
2/10



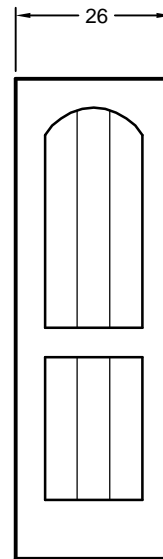
RW-2-ISA
2/8



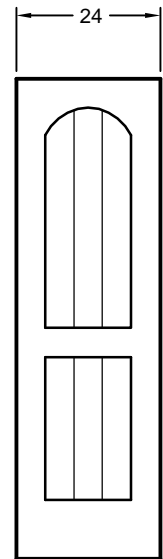
RW-2-ISA
2/6



RW-2-ISA
2/4



RW-2-ISA
2/2



RW-2-ISA
2/0



LIBERTY VALLEY DOORS
INCORPORATED
P.O. BOX 176, COTATI, CA 94931
TEL. (707) 795-8040
FAX (707) 795-9258

REDISCOVERED WOOD DOORS
2 Panel Inside Segment Arch
6' 8" Drawn

Date: 10/06/05

Revisions



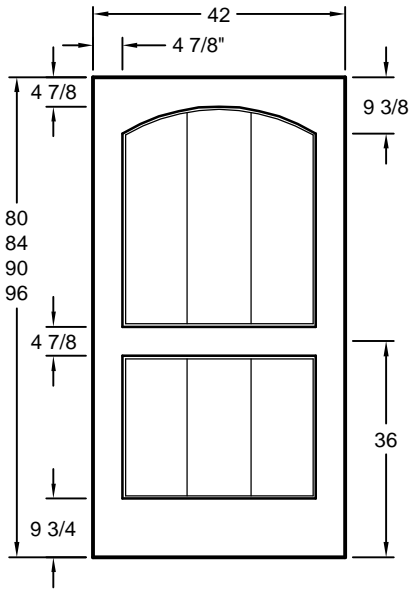
Scale: 3/8" = 1'

Drawn By:
Dan Hatfield


RWD Page #

09

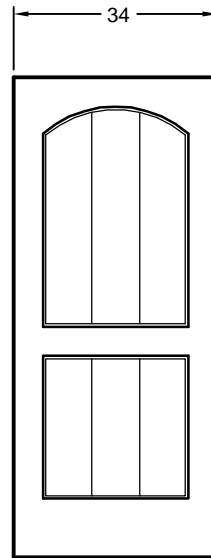
ALL DIMENSIONS BEFORE SIZING
 ALL STILE & RAIL DIMENSIONS TYPICAL



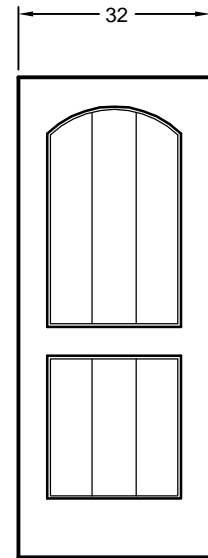
RW-2-ISA
 3/6



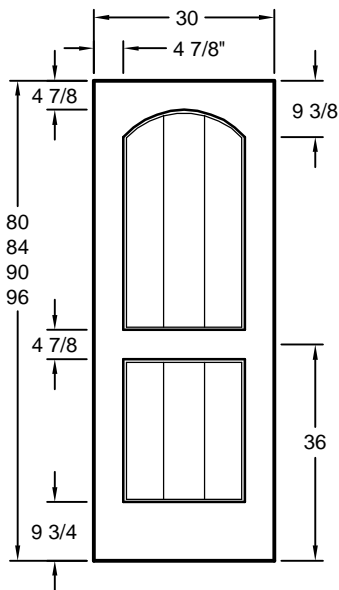
RW-2-ISA
 3/0



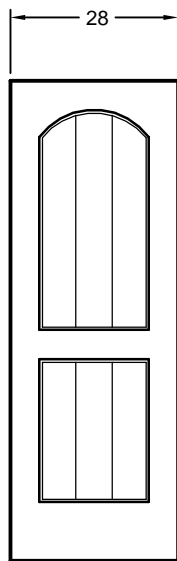
RW-2-ISA
 2/10



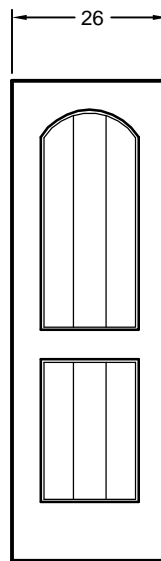
RW-2-ISA
 2/8



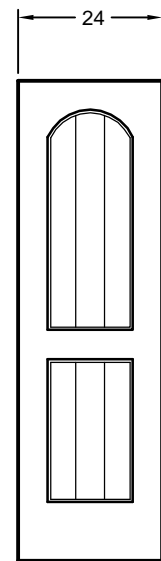
RW-2-ISA
 2/6



RW-2-ISA
 2/4



RW-2-ISA
 2/2



RW-2-ISA
 2/0

SHOWN WITH OPTIONAL RECESSED MOULDING



LIBERTY VALLEY DOORS
 INCORPORATED
 P.O. BOX 176, COTATI, CA 94931
 TEL. (707) 795-8040
 FAX (707) 795-9258

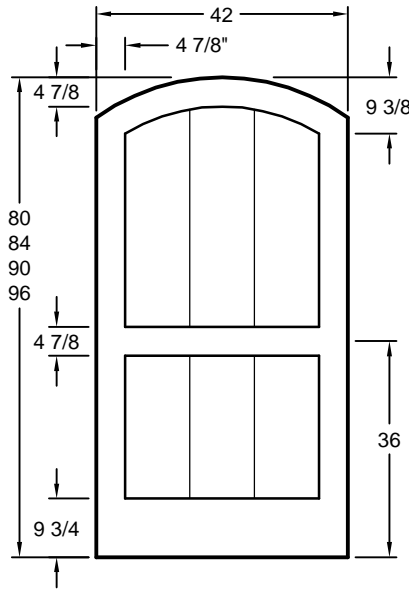
REDISCOVERED WOOD DOORS
 2 Panel Inside Segment Arch
 6' 8" Drawn

Date: 10/06/05
Revisions
△
△

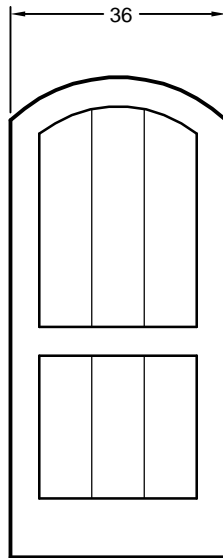
Scale: 3/8" = 1'
 Drawn By:
 Dan Hatfield

RWD Page #
 10

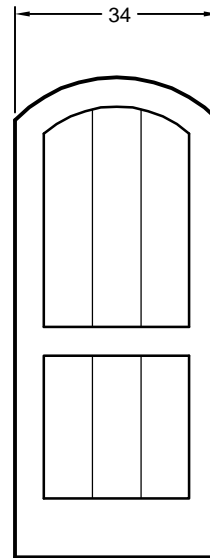
ALL DIMENSIONS BEFORE SIZING
ALL STILE & RAIL DIMENSIONS TYPICAL



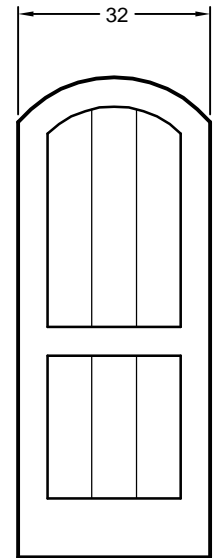
RW-2-SA
3/6



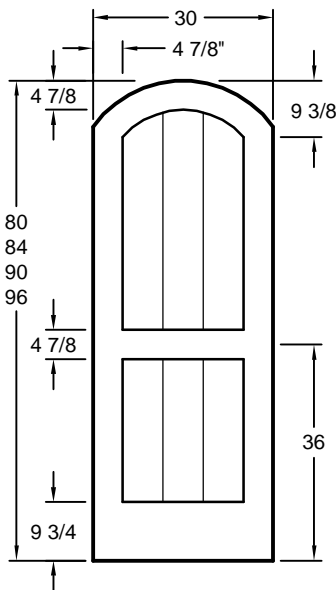
RW-2-SA
3/0



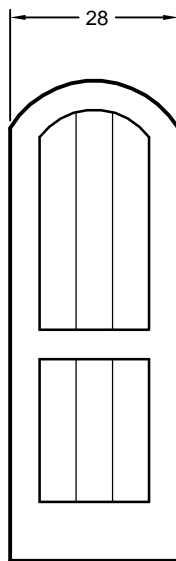
RW-2-SA
2/10



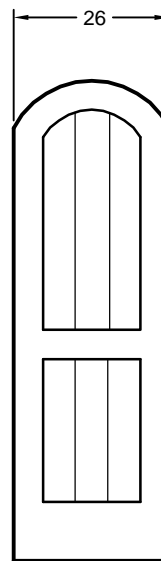
RW-2-SA
2/8



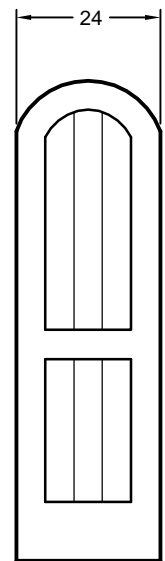
RW-2-SA
2/6



RW-2-SA
2/4



RW-2-SA
2/2



RW-2-SA
2/0



LIBERTY VALLEY DOORS
INCORPORATED
P.O. BOX 176, COTATI, CA 94931
TEL. (707) 795-8040
FAX (707) 795-9258

REDISCOVERED WOOD DOORS
2 Panel Segment Arch
6' 8" Drawn

Date: 10/06/05

Revisions

△	
△	

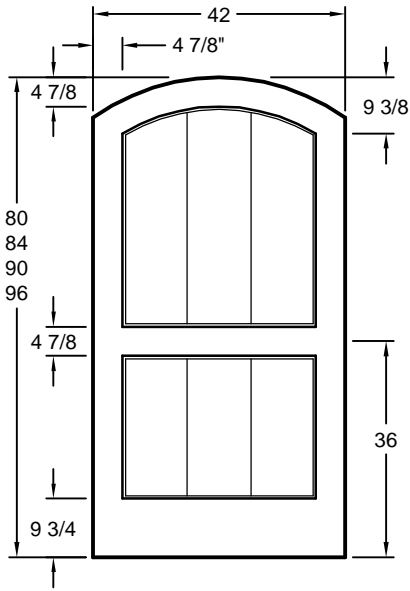
Scale: 3/8" = 1'

Drawn By:
Dan Hatfield


RWD Page #

11

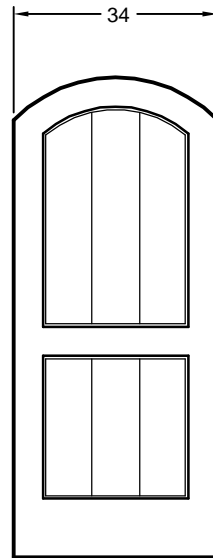
ALL DIMENSIONS BEFORE SIZING
ALL STILE & RAIL DIMENSIONS TYPICAL



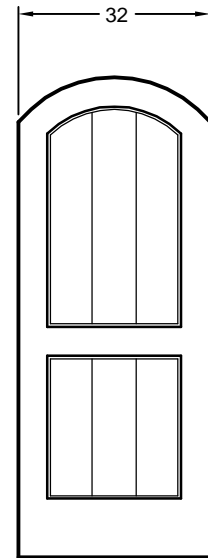
RW-2-SA
3/6



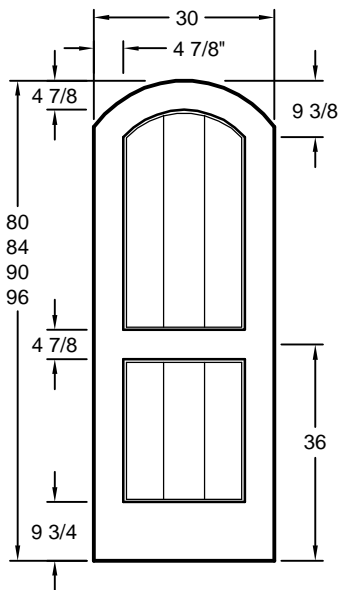
RW-2-SA
3/0



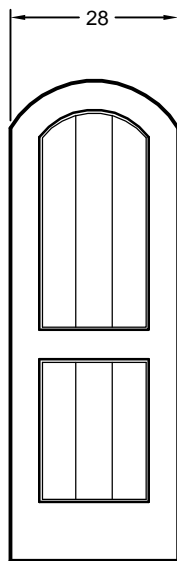
RW-2-SA
2/10



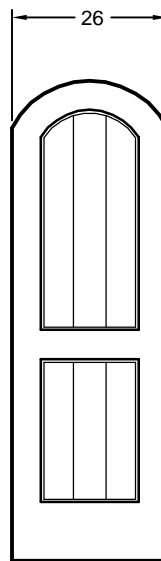
RW-2-SA
2/8



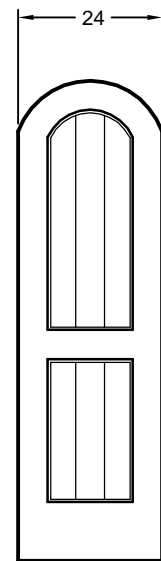
RW-2-SA
2/6



RW-2-SA
2/4



RW-2-SA
2/2



RW-2-SA
2/0

SHOWN WITH OPTIONAL RECESSED MOULDING



LIBERTY VALLEY DOORS
INCORPORATED
P.O. BOX 176, COTATI, CA 94931
TEL. (707) 795-8040
FAX (707) 795-9258

REDISCOVERED WOOD DOORS
2 Panel Segment Arch
6' 8" Drawn

Date: 10/06/05

Revisions



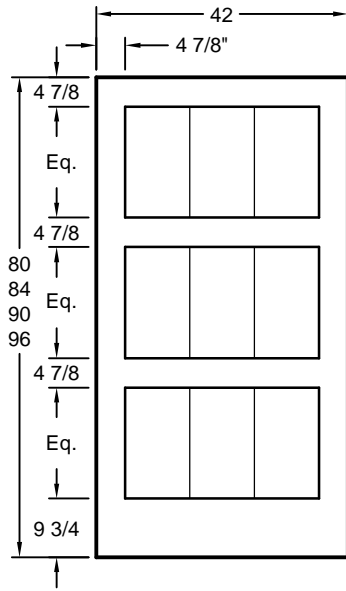
Scale: 3/8" = 1'

Drawn By:
Dan Hatfield

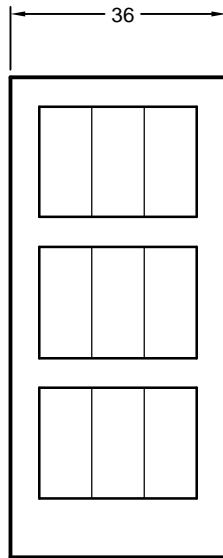
RWD Page #

12

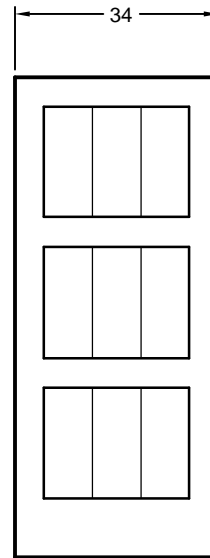
ALL DIMENSIONS BEFORE SIZING
ALL STILE & RAIL DIMENSIONS TYPICAL



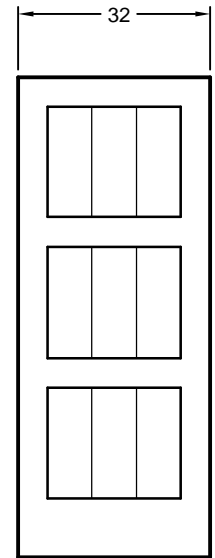
RW-3
3/6



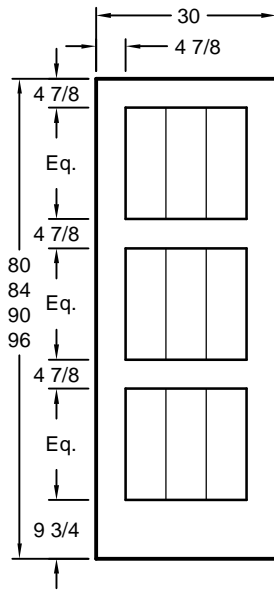
RW-3
3/0



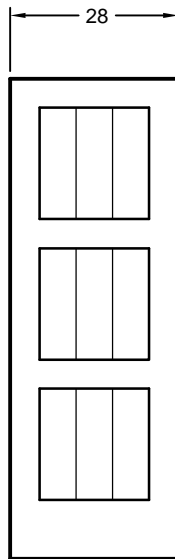
RW-3
2/10



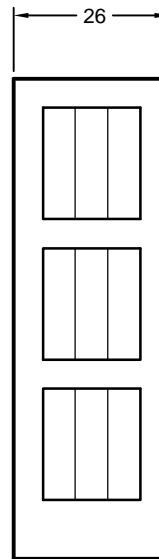
RW-3
2/8



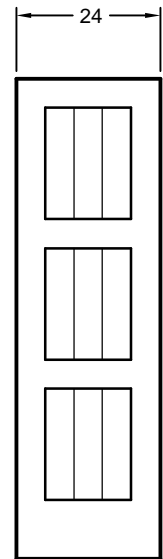
RW-3
2/6



RW-3
2/4



RW-3
2/2



RW-3
2/0



LIBERTY VALLEY DOORS
INCORPORATED
P.O. BOX 176, COTATI, CA 94931
TEL. (707) 795-8040
FAX (707) 795-9258

REDISCOVERED WOOD DOORS
3 Panel
6' 8" Drawn

Date: 10/06/05

Revisions



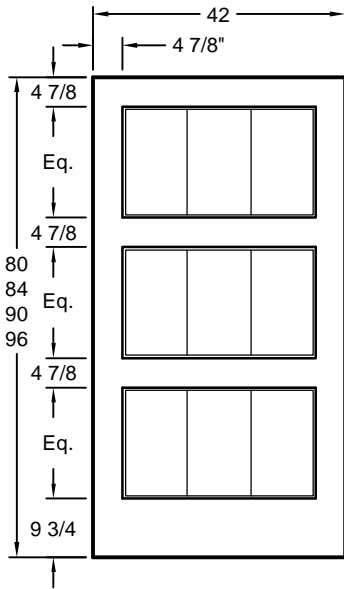
Scale: 3/8" = 1'

Drawn By:
Dan Hatfield

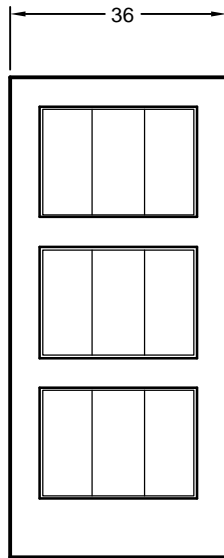
RWD Page #

13

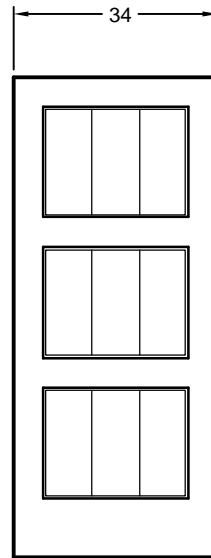
ALL DIMENSIONS BEFORE SIZING
 ALL STILE & RAIL DIMENSIONS TYPICAL



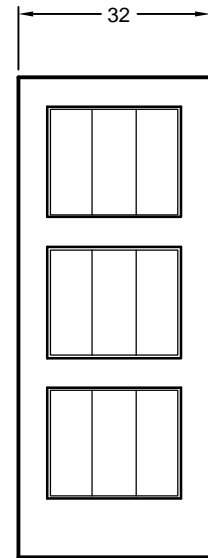
RW-3
 3/6



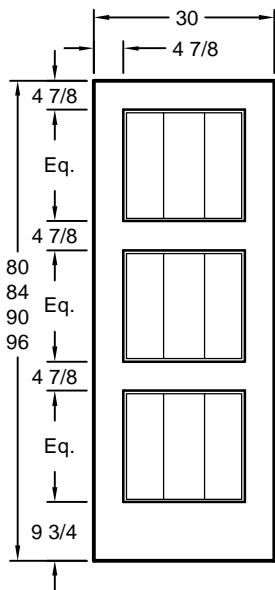
RW-3
 3/0



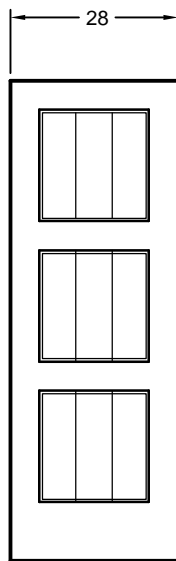
RW-3
 2/10



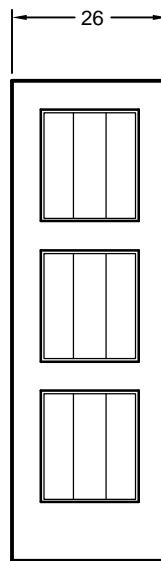
RW-3
 2/8



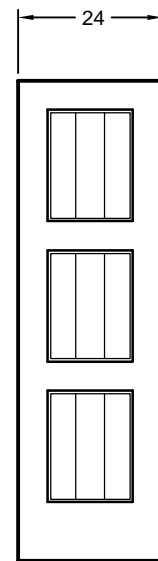
RW-3
 2/6



RW-3
 2/4



RW-3
 2/2



RW-3
 2/0

SHOWN WITH OPTIONAL RECESSED MOULDING



LIBERTY VALLEY DOORS
 INCORPORATED
 P.O. BOX 176, COTATI, CA 94931
 TEL. (707) 795-8040
 FAX (707) 795-9258

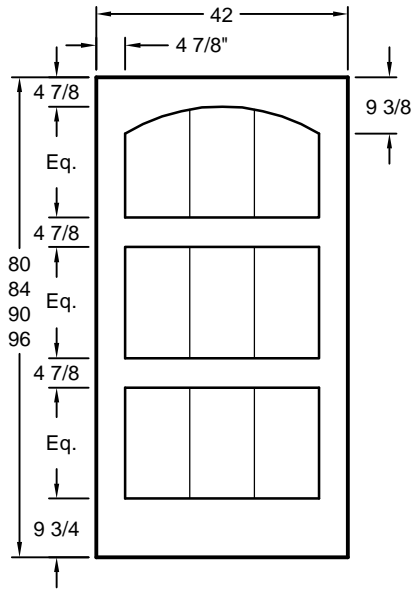
REDISCOVERED WOOD DOORS
 3 Panel
 6' 8" Drawn

Date: 10/06/05
Revisions
△
△

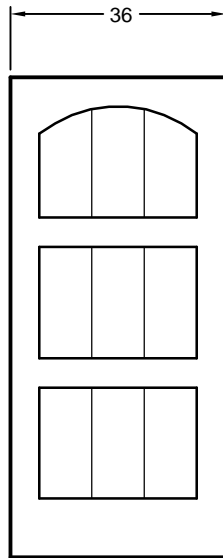
Scale: 3/8" = 1'
 Drawn By:
 Dan Hatfield

RWD Page #
 14

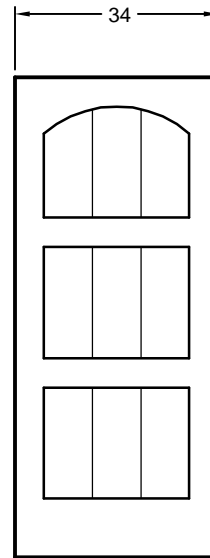
ALL DIMENSIONS BEFORE SIZING
ALL STILE & RAIL DIMENSIONS TYPICAL



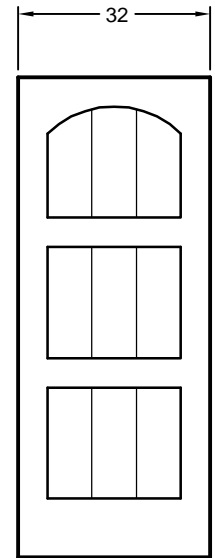
RW-3-ISA
3/6



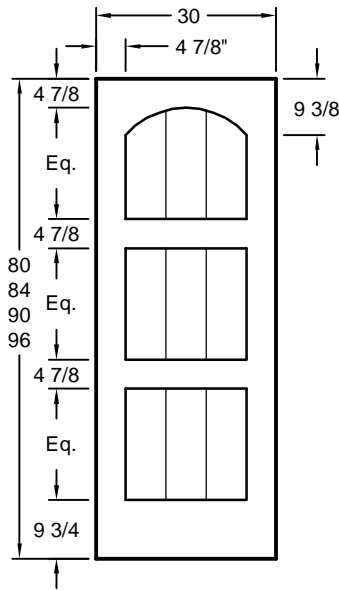
RW-3-ISA
3/0



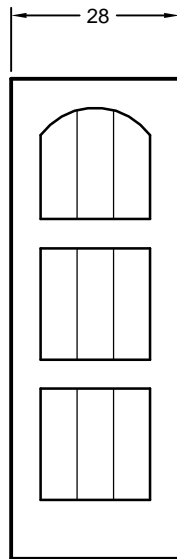
RW-3-ISA
2/10



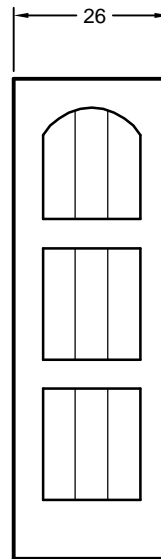
RW-3-ISA
2/8



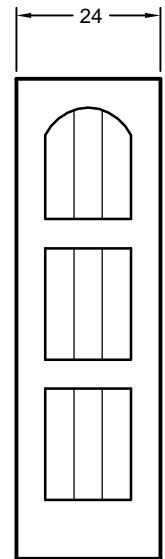
RW-3-ISA
2/6



RW-3-ISA
2/4



RW-3-ISA
2/2



RW-3-ISA
2/0



LIBERTY VALLEY DOORS
INCORPORATED
P.O. BOX 176, COTATI, CA 94931
TEL. (707) 795-8040
FAX (707) 795-9258

REDISCOVERED WOOD DOORS
3 Panel Inside Segment Arch
6' 8" Drawn

Date: 10/06/05

Revisions

△	
△	

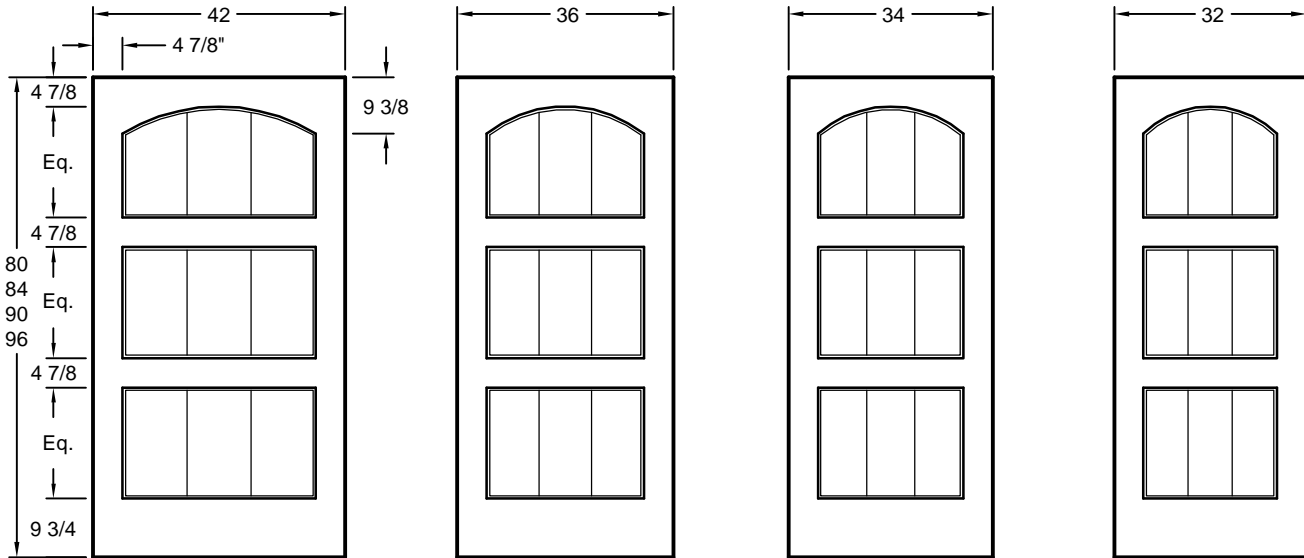
Scale: 3/8" = 1'

Drawn By:
Dan Hatfield

RWD Page #

15

ALL DIMENSIONS BEFORE SIZING
 ALL STILE & RAIL DIMENSIONS TYPICAL

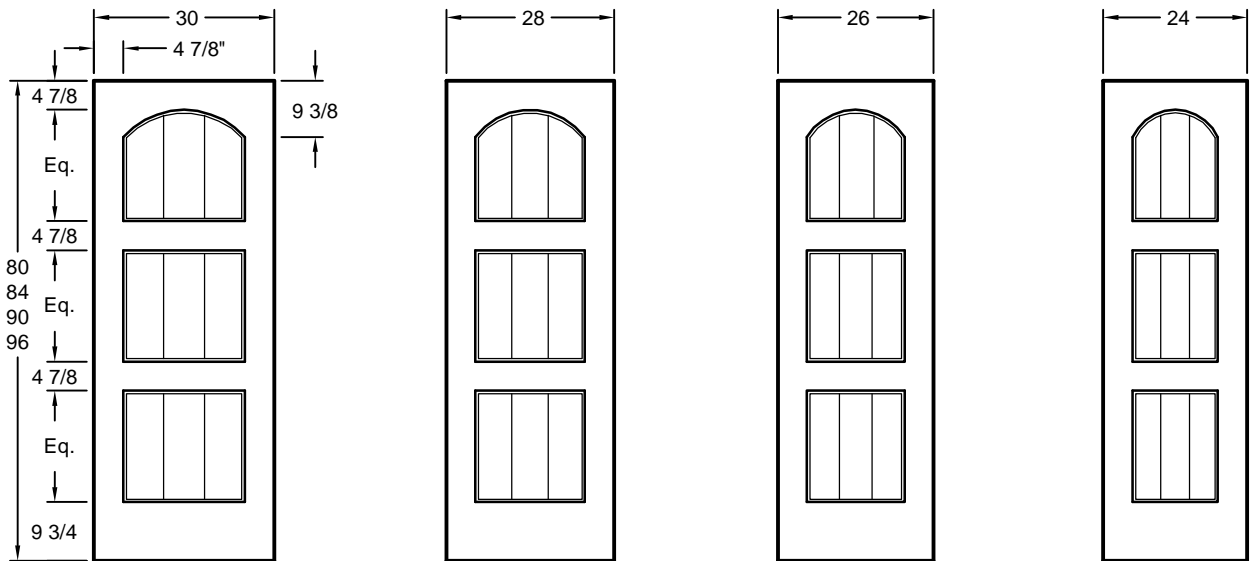


RW-3-ISA
3/6

RW-3-ISA
3/0

RW-3-ISA
2/10

RW-3-ISA
2/8



RW-3-ISA
2/6

RW-3-ISA
2/4

RW-3-ISA
2/2

RW-3-ISA
2/0

SHOWN WITH OPTIONAL RECESSED MOULDING



LIBERTY VALLEY DOORS
 INCORPORATED
 P.O. BOX 176, COTATI, CA 94931
 TEL. (707) 795-8040
 FAX (707) 795-9258

REDISCOVERED WOOD DOORS
 3 Panel Inside Segment Arch
 6' 8" Drawn

Date: 10/06/05

Revisions



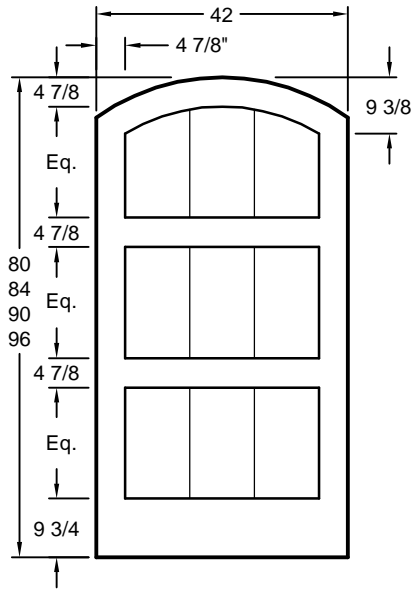
Scale: 3/8" = 1'

Drawn By:
Dan Hatfield

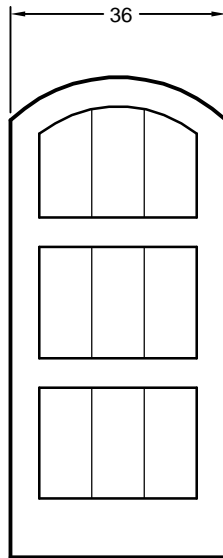
RWD Page #

16

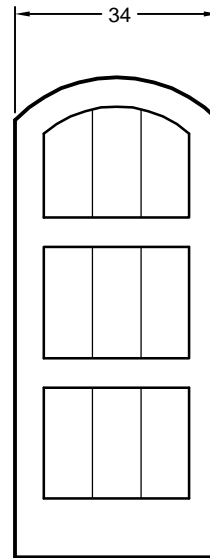
ALL DIMENSIONS BEFORE SIZING
ALL STILE & RAIL DIMENSIONS TYPICAL



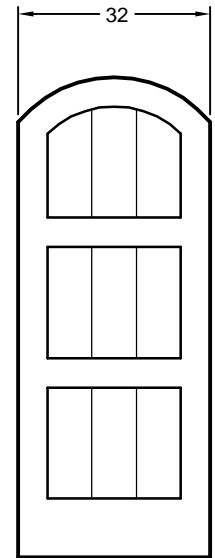
RW-3-SA
3/6



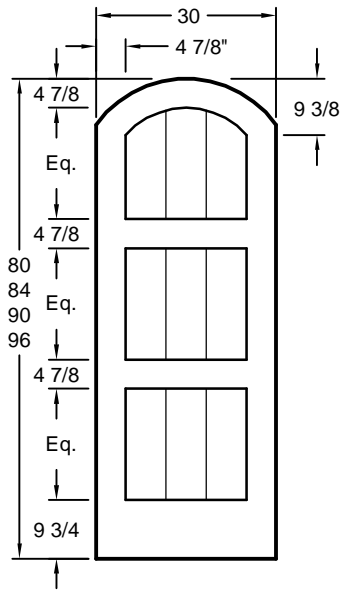
RW-3-SA
3/0



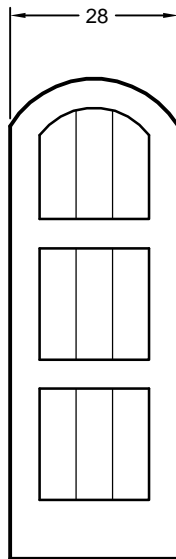
RW-3-SA
2/10



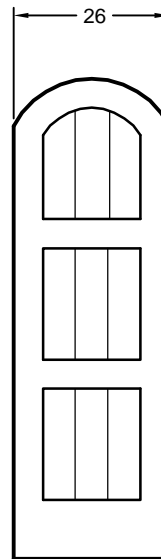
RW-3-SA
2/8



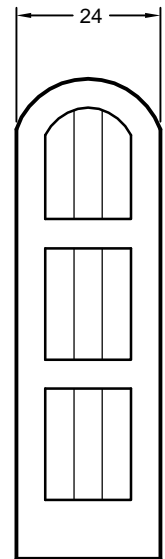
RW-3-SA
2/6



RW-3-SA
2/4



RW-3-SA
2/2



RW-3-SA
2/0



LIBERTY VALLEY DOORS
INCORPORATED
P.O. BOX 176, COTATI, CA 94931
TEL. (707) 795-8040
FAX (707) 795-9258

REDISCOVERED WOOD DOORS
3 Panel Segment Arch
6' 8" Drawn

Date: 10/06/05

Revisions



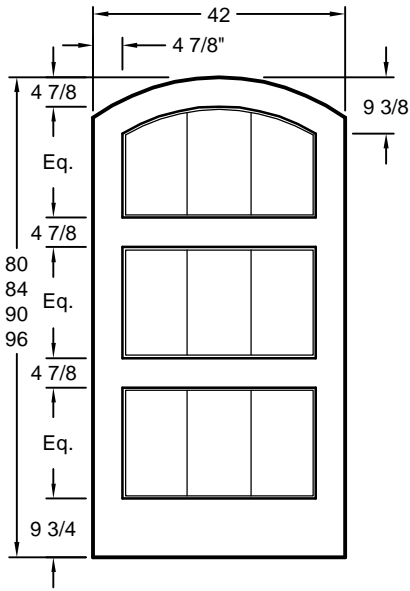
Scale: 3/8" = 1'

Drawn By:
Dan Hatfield

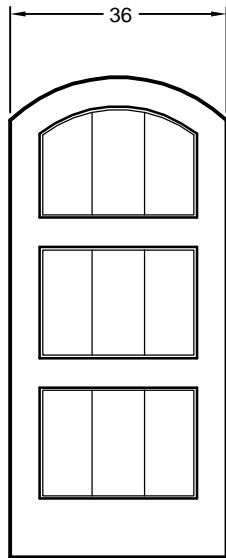
RWD Page #

17

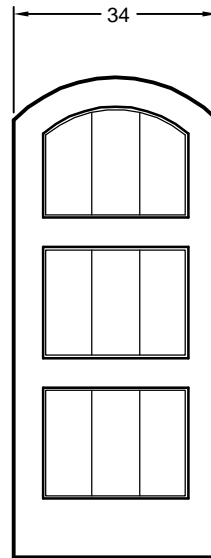
ALL DIMENSIONS BEFORE SIZING
 ALL STILE & RAIL DIMENSIONS TYPICAL



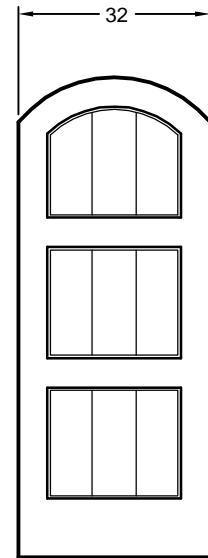
RW-3-SA
 3/6



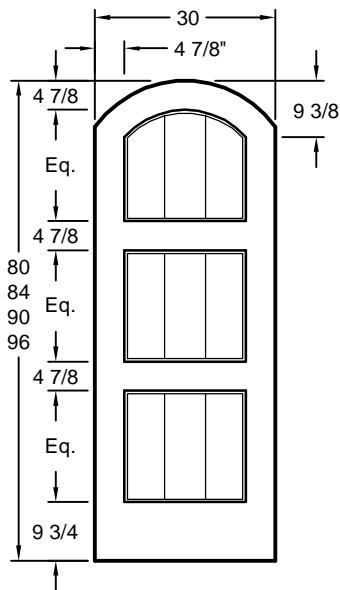
RW-3-SA
 3/0



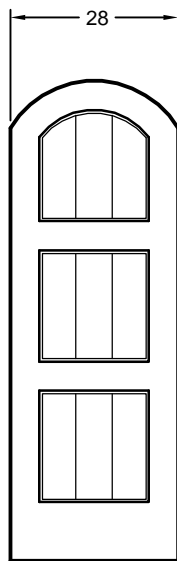
RW-3-SA
 2/10



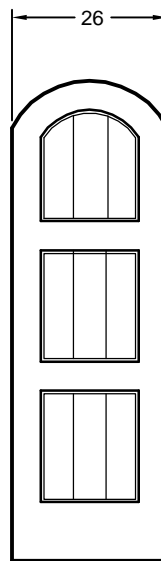
RW-3-SA
 2/8



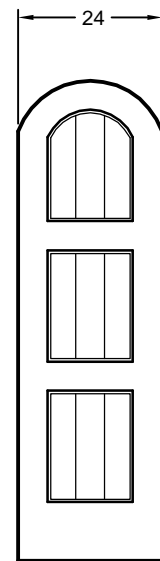
RW-3-SA
 2/6



RW-3-SA
 2/4



RW-3-SA
 2/2



RW-3-SA
 2/0

SHOWN WITH OPTIONAL RECESSED MOULDING



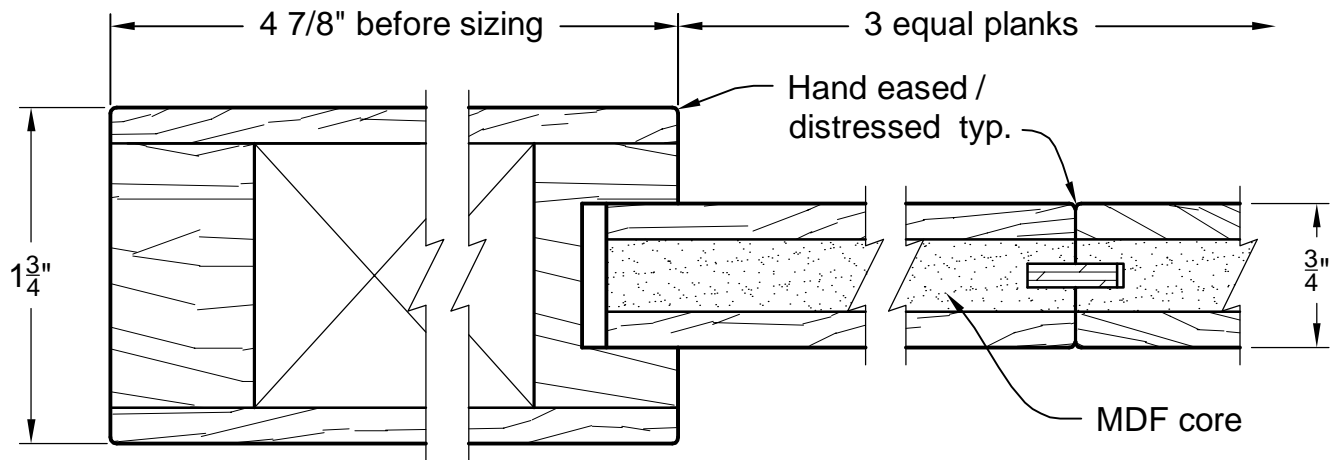
LIBERTY VALLEY DOORS
 INCORPORATED
 P.O. BOX 176, COTATI, CA 94931
 TEL. (707) 795-8040
 FAX (707) 795-9258

REDISCOVERED WOOD DOORS
 3 Panel Segment Arch
 6' 8" Drawn

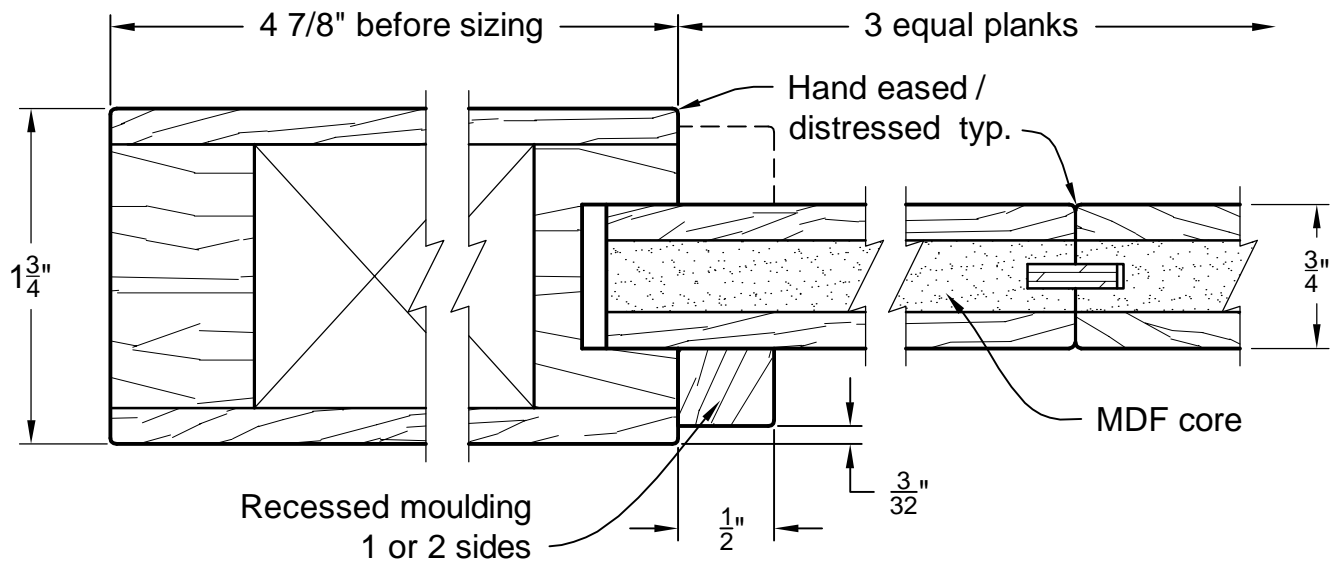
Date: 10/06/05
Revisions
△
△

Scale: 3/8" = 1'
 Drawn By:
 Dan Hatfield

RWD Page #
 18



STANDARD



WITH RECESSED MOULDING



LIBERTY VALLEY DOORS
INCORPORATED
P.O. BOX 176, COTATI, CA 94931
TEL. (707) 795-8040
FAX (707) 795-9258

REDISCOVERED WOOD DOORS
Typical Sections @ Stile & Panel

Date: 10/06/05

Revisions

△	
△	

Scale: Full

Drawn By:
Dan Hatfield

RWD Page #

19